



Precise excision of anal fistulas

- Controlled cutting
- Minimizes tissue trauma
- Fast operating time

FiXcision

FiXcision: Convincingly simple

The FiXcision instrument enables the circumferential tissue removal to treat simple anal fistulas. This is done in just a few simple steps:

- Probing of the fistula tract
- Compression of the affected tissue by insertion of the guide
- Tissue removal of the complete circumference of the fistula tract by cutting alongside the guide


A circular excision of the fistula epithelium is possible for simple anal fistulas with a length up to 5 cm. The FiXcision instrument is provided as a complete, sterile instrument set, which consists of the following:

1) Guide

Enables the tissue compression around the fistula tract and controls the circular blade

2) Circular blade

Enables consistent, circumferential cutting of the fistula tissue by a high-precision guidance

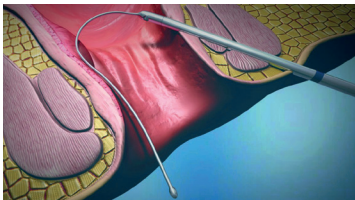


3) Probe

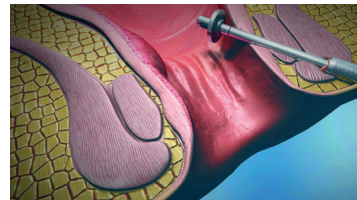
Enables location of the fistula tract and subsequent insertion of the guide

4) Base plate

Provides resistance to ensure the complete transection of the fistula tissue at the end of the fistula canal



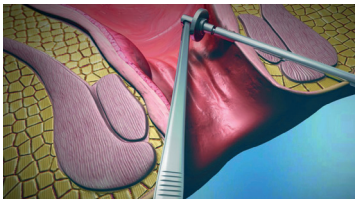
1. Insert the guide with the probe through the anal fistula.



2. Disconnect probe from guide. Connect the base plate with the inserted guide.



3. Circular excision of the fistula epithelium by rotating and pushing the circular blade forward.



4. Remove the base plate, and pull out the guide and circular blade from the anal fistula.

Order Code	Product	Technical Details
FIX2001	FiXcision Instrument set for circular excision of anal fistulas	Set consists of: - Circular blade - Guide - Probe - Base plate 10 sets / box, delivered sterile

A.M.I. Headquarters

A.M.I. GmbH
Im Letten 1
6800 Feldkirch
Austria
t +43 5522 90505-0
e info@ami.at
www.ami.healthcare

These products comply with the requirements of Medical Device Directive 93/42/EEC and are labelled with the CE mark accordingly.

CE0297 FIX2001



A.M.I.[®]